

# STUBE®

conduit boxes are made from Malleable Iron, manufactured under strict quality control to ensure consistency in our delivery. These products complies with BS 31:Part 1:1940 Class 3 available ¾" and 1".



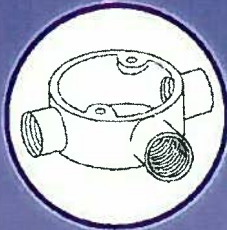
Terminal Box



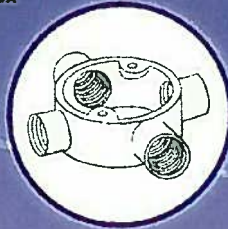
Angle Box



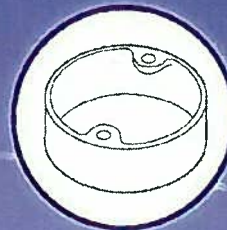
Through Box



Tee Box



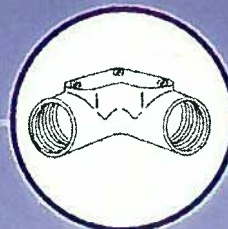
Cross Box



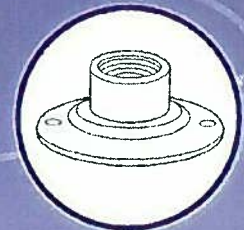
Looping Box



Inspection Tee




Inspection Elbow



Dome Cover

# STUBE®

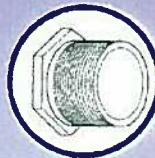
fittings and accessories are also available in varies sizes to compliment our range of products.



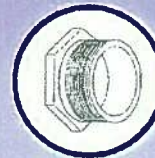
Coupling



Locking nut



Long Bush



Short Bush



Reducer



PVC Coated Flexible Conduit



G.I. Flexible Conduit



Adaptor with retaining screw



Kon Clip



Nipple




Half Bar Saddle



Full Bar Saddle



1 Gang KO Box



2 Gang KO Box